

**INCLUDED FEATURES**

- Blades (5) Included**
  - 14° Pitch
  - 52" Sweep
  - Reversible
  - Wood
- Downrods** 4" Downrod with 1" (O.D.)
- Downlight** Replaceable. Integrated (1) 17W Dimmable, 1600 Lumens LED Platform, 80 CRI, 3000K
- Downlight Glass** Etched Cased Opal Glass
- Optional Downlight** N/A
- Uplight** N/A
- Uplight Glass** N/A
- Low Ceiling Adaptable** No
- Control** 3-Speed Wall Control – Limited Function

**FAN FEATURES**

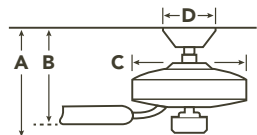
- Mounting Slope – Pitch** 18°
- Lead Wire** 78"
- cUL Listed** Indoor
- Hanging Weight** 21.8 lbs.
- Body Material** Steel
- Warranty** Limited Lifetime

**MOTOR FEATURES**


- Motor Size/Type** 172mm X 20mm, AC
- Amps** 0.6 on High
- RPM** 155 on High
- Energy Star®** No

**HANGING MEASUREMENTS**

WITH 4" DOWNROD			
Fixture Drop (from ceiling)	Blade Drop (from ceiling)	Housing (width)	Ceiling Canopy (width)
A: 14.25"	B: 10.25"	C: 7.50"	D: 6.00"



**INCLUDED CONTROLS**



**3-SPEED WALL CONTROL – LIMITED FUNCTION**

- 3 Forward Speeds & Motor Off
- Manual Reverse
- Lights On/Off with Full-Range Dimming


**OPTIONAL CONTROLS**



**COOLTOUCH™ TRANSMITTER – LIMITED FUNCTION**  
337214TR (Shown)

**METAL CAPS**

Includes a metal fixture cap for non-light use.



**BLADE SPECS**

Blade Finish & Part Number (Side 1)	(Reversible)	Fan Finish
Silver FB330000 NI	Walnut FB330000 NI	NI Brushed Nickel
Cherry FB330000 OZ	Walnut FB330000 OZ	OZ Olde Bronze®
Silver FB330000 PN	Black FB330000 PN	PN Polished Nickel
Silver FB330000 SBK	Black FB330000 SBK	SBK Satin Black

**AIR PERFORMANCE**

AIRFLOW Cubic Ft. Per Minute on High	POWER USAGE Watts on High (Excludes Lights)	AIRFLOW EFFICIENCY Cubic Ft. Per Minute Per Watt
5356	72	75

