

INCLUDED FEATURES

- Blades (3) Included**
 - 35° Pitch
 - 60" Sweep
 - Non-reversible
 - ABS
- Downrods** 6" Downrod with 1" (O.D.)
- Downlight** Replaceable. Integrated (1) 17W Dimmable, 1600 Lumens LED Platform, 80 CRI, 3000K
- Downlight Glass** Etched Cased Opal Glass
- Optional Downlight** N/A
- Uplight** N/A
- Uplight Glass** N/A
- Low Ceiling Adaptable** No
- Control** Wall Transmitter – Full Function

FAN FEATURES

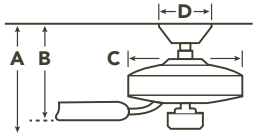
- Mounting Slope – Pitch** 30° or 7/12
- Lead Wire** 78"
- cUL Listed** Wet
- Hanging Weight** 25.1 lbs.
- Body Material** Steel
- Warranty** Limited Lifetime

MOTOR FEATURES

- Motor Size/Type** 188mm X 20mm, AC
- Amps** 0.59 on High
- RPM** 206 on High
- Energy Star®** No

HANGING MEASUREMENTS


WITH 6" DOWNROD			
Fixture Drop (from ceiling)	Blade Drop (from ceiling)	Housing (width)	Ceiling Canopy (width)
A: 15.75"	B: 14.50"	C: 8.75"	D: 5.75"



AIR PERFORMANCE		
AIRFLOW Cubic Ft. Per Minute on High	POWER USAGE Watts on High (Excludes Lights)	AIRFLOW EFFICIENCY Cubic Ft. Per Minute Per Watt
8536	70	121

INCLUDED CONTROLS


WALL TRANSMITTER – FULL FUNCTION



- 3 Forward Speeds & Motor Off
- Manual Reverse
- Lights On/Off with Full-Range Dimming

OPTIONAL CONTROLS

COOLTOUCH™ TRANSMITTER – FULL FUNCTION
337009 (Shown)



METAL CAPS

Includes a metal fixture cap for non-light use.



BLADE SPECS

Blade Finish & Part Number (Side 1)	Fan Finish (Reversible)
Nickel FB310155 NI	NI Brushed Nickel
Satin Black FB310155 SBK	SBK Satin Black

