


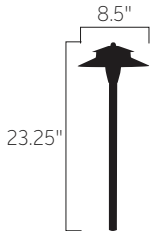

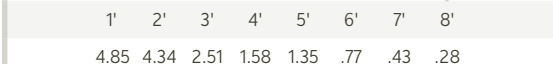




	Solid Brass Missionary		6" Dome		
Finishes	CBR		CBR (shown), AZT, BKT		Additional Finishes
Item Number and Finish	15480 CBR		15470 AZT 15470 BKT	15470 CBR	 AZT
Housing	Cast Brass		Cast Aluminum or Cast Brass (CBR)		 BKT
Lamp Base	12V Bi-Pin, high-temperature porcelain socket		12V T5 Wedge base socket		
Lamp Options-Power Usage at 12V AC input	Incandescent: VA MAX: 20W(VA) T3	LED: 2W G4/T3 (18042, 18043) Compares up to 20W Halogen 1.2W T3/G4 (18200, 18201) Compares up to 10W Halogen 2W T3/G4 (18206, 18207) Compares up to 20W Halogen	Incandescent: 11.6W(VA) 912X (17023) 6.5W(VA) 918X (17022) 4W(VA) 901X (17021)	LED: 2W T5 Wedge (18039, 18040) Compares up to 16W Xenon 1.2W T3/G4 (18200, 18201) Compares up to 10W Halogen 2W T3/G4 (18206, 18207) Compares up to 20W Halogen	
Wiring	30" of usable #18-2, SPT-1W leads. Cable connectors not included.		24" of usable #18-2, SPT-1W leads. Cable connectors included with AZT and BKT. Cable Connectors not included with CBR		Coordinating Products
Notes	Includes 8" in-ground stake. Brass will naturally patina over time.		Includes 16.25W(VA) 921X (17025) Xenon lamp, 8" in-ground slotted stake and 18" stem. LED version of fixture 15870 on page 51. Brass will naturally patina over time.		 Path Lights 15310 & 15410 , see page 132.
Accessories	15493 CBR 3" round mounting base		15601 Surface Mounting Flange 15607 Surface Mounting Bracket		
Dimensions					
Photometrics*					
Distance from Light			1' 2' 3' 4' 5' 6' 7' 8'		
Footcandles			4.85 4.34 2.51 1.58 1.35 .77 .43 .28		

*Values stated for supplied lamp with fixture.