

# Linear Bath Fluorescent

Finish: Brushed Nickel Trim  
Glass: White Acrylic Diffuser



**A** | 10329 WH  
Multi-Positional



**B** | 10330 WH  
Multi-Positional



**C** | 10331 WH  
Multi-Positional
















**D** | 10335 WH  
Multi-Positional

Features



Mounts Vertically or Horizontally

## Linear Bath Fluorescent

	ITEM #	FINISH	LIGHT SOURCE	DIMENSIONS	EXT.	HCWO	NOTES
A	10329	WH	(2) 18W (PLFL)  	18.75W x 5.75H	4.25	2.75	  May be installed vertically or horizontally.
B	10330	WH	(2) 17W (BIP) 	25.25W x 5.75H	4.25	2.75	  May be installed vertically or horizontally.
C	10331	WH	(2) 25W (BIP) 	37.25W x 5.75H	4.25	2.75	  May be installed vertically or horizontally.
D	10335	WH	(2) 32W (BIP) 	50.25W x 5.75H	4.25	2.75	  May be installed vertically or horizontally.

Measurements shown in inches. U.S. & Canada Patent Pending.