

Eileen™

Finish: Brushed Nickel
Glass: Satin Etched Cased Opal



A | 5097 NI
5097 NIL16



B | 5098 NI
5098 NIL16











D | 5096 NI
5096 NIL16
Wall Sconce



C | 5099 NI
5099 NIL16



Eileen™

ITEM #	FINISH	LIGHT SOURCE	LED BULB OUTPUT	DIMENSIONS	EXT.	HCWO	NOTES
A	5097 NI	(2) 100W (M)	---	14.25W x 9.25H	6	6.75	ⓓ May be installed with glass up or down.
A	5097 NIL16	(2) 9W (M)  	3000K, 80 CRI, 800 Lumens, LPW	14.25W x 9.25H	6	6.75	ⓓ Dimmable. May be installed with glass up or down.
B	5098 NI	(3) 100W (M)	---	24W x 9.25H	6	6.75	ⓓ May be installed with glass up or down.
B	5098 NIL16	(3) 9W (M)  	3000K, 80 CRI, 800 Lumens, LPW	24W x 9.25H	6	6.75	ⓓ Dimmable. May be installed with glass up or down.
C	5099 NI	(4) 100W (M)	---	33.75W x 9.25H	6	6.75	ⓓ May be installed with glass up or down.
C	5099 NIL16	(4) 9W (M)  	3000K, 80 CRI, 800 Lumens, LPW	33.75W x 9.25H	6	6.75	ⓓ Dimmable. May be installed with glass up or down.
D	5096 NI	(1) 100W (M)	---	4.5W x 10.75H	7	5.75	ⓓ May be installed with glass up or down.
D	5096 NIL16	(1) 9W (M)  	3000K, 80 CRI, 800 Lumens, LPW	4.5W x 10.75H	7	5.75	ⓓ Dimmable. May be installed with glass up or down.

Measurements shown in inches. U.S. & Canada Patent Pending.