

# Bixler™

Finish: Brushed Nickel  
Glass: Satin Etched



**A** | 43939 NI  
43939 NIL16  
Chandelier



**B** | 43940 NI  
Foyer Pendant



**C** | 43941 NI  
43941 NIL16  
Mini Pendant



**D** | 43937 NI  
43937 NIL16  
Chandelier



**E** | 43938 NI  
43938 NIL16  
Chandelier















Coordinating

45940 NI



**F** | 45938 NI  
43938 NIL16  
Wall Sconce

## Bixler™

| ITEM # | FINISH      | LIGHT SOURCE   | LED BULB OUTPUT                | DIMENSIONS     | OVRL. H | EXTRA WIRE | CHAIN/STEM | EXT. | HCWO | NOTES   |
|--------|-------------|--|--------------------------------|----------------|---------|------------|------------|------|------|---|
| A      | 43939 NI    | (9) 100W (M)   | ---                            | 35.25W x 33.5H | 107     | 56         | 72         | ---  | ---  | Add. chain 2996 NI.   |
| A      | 43939 NIL16 | (9) 9W (M)   | 3000K, 80 CRI, 800 Lumens, LPW | 35.25W x 33.5H | 107     | 56         | 72         | ---  | ---  | Dimmable. Add. chain 2996 NI.   |
| B      | 43940 NI    | (4) 60W (C)  | ---                            | 13.5W x 25H    | 99      | 56         | 72         | ---  | ---  | Add. chain 2996 NI.   |
| C      | 43941 NI    | (1) 100W (M)   | ---                            | 6.5W x 13.25H  | 53      | 67         | 36         | ---  | ---  | Add. chain 2996 NI, add. stem 2997, 2999, 3036, 3048 NI.  |
| C      | 43941 NIL16 | (1) 9W (M)   | 3000K, 80 CRI, 800 Lumens, LPW | 6.5W x 13.25H  | 53      | 67         | 36         | ---  | ---  | Dimmable. Add. chain 2996 NI, add. stem 2997, 2999, 3036, 3048 NI.  |
| D      | 43937 NI    | (3) 100W (M)   | ---                            | 21.5W x 19H    | 93      | 36         | 72         | ---  | ---  | Add. chain 2996 NI.   |
| D      | 43937 NIL16 | (3) 9W (M)   | 3000K, 80 CRI, 800 Lumens, LPW | 21.5W x 19H    | 93      | 36         | 72         | ---  | ---  | Dimmable. Add. chain 2996 NI.   |
| F      | 43938 NI    | (5) 100W (M)   | ---                            | 25.5W x 24H    | 98      | 36         | 72         | ---  | ---  | Add. chain 2996 NI.   |
| F      | 43938 NIL16 | (5) 9W (M)   | 3000K, 80 CRI, 800 Lumens, LPW | 25.5W x 24H    | 98      | 36         | 72         | ---  | ---  | Dimmable. Add. chain 2996 NI.   |
| E      | 45938 NI    | (1) 100W (M)   | ---                            | 6.5W x 10.75H  | ---     | ---        | ---        | 8.75 | 5    |  May be installed with glass up or down.           |
| E      | 45938 NIL16 | (1) 9W (M)   | 3000K, 80 CRI, 800 Lumens, LPW | 6.5W x 10.75H  | ---     | ---        | ---        | 8.75 | 5    |  Dimmable. May be installed with glass up or down. |

Measurements shown in inches. U.S. & Canada Patent Pending. © These devices comply with Title 47 of the FCC Regulations.