



B | 42306 CH
Semi Flush



C | 45291 CH
Wall Sconce







D | 45293 CH

Features



Mounts Vertically or
Horizontally

Jardine

	ITEM #	FINISH	LIGHT SOURCE	DIMENSIONS	OVRLL. H	EXTRA WIRE	CHAIN/ STEM	EXT.	HCWO	NOTES
A	42391	CH	(3) 100W (M)	24W x 27.5H	102	51	72	---	---	Additional chain 4901 CH.
B	42306	CH	(3) 60W (C)	15.5W x 10.75H	---	---	---	---	---	
D	45291	CH	(2) 50W (G9) 	25W x 4.5H	---	---	---	4.25	2.25	 May be installed vertically or horizontally.
C	45293	CH	(4) 50W (G9) 	36.5W x 4.5H	---	---	---	4.25	2.25	 May be installed vertically or horizontally.

Measurements shown in inches. B, C: U.S. & Canada Patent Pending; D: U.S. Design Patent No. D670,423.