



Shown as  
Inverted Pendant - 15.25" H.

## Convertible

Create two distinct lighting  
options with one fixture:  
Inverted Pendant or Semi Flush.

**E** | 3694 NIW  
3694 NIWL16




Shown as  
Semi Flush - 13" H.



**F** | 3384 NI  
3384 NIL16  
Inverted Pendant

# Langford™













**G** | 3482 NI  
3482 NIL16  
Mini Pendant



**H** | 5388 NI  
5388 NIL16  
Wall Sconce

## Langford™

	ITEM #	FINISH	LIGHT SOURCE	LED BULB OUTPUT	DIMENSIONS	OVRL H	STEM TILT	EXTRA WIRE	CHAIN/STEM	EXT.	HCWO	NOTES
<b>E</b>	3694	NIW	(2) 100W (M)	---	15W x 15.25H	90	---	30	72	---	---	Additional chain 2996 NI.
<b>E</b>	3694	NIWL16	(2) 9W (M)  	3000K, 80 CRI, 800 Lumens, 89 LPW	15W x 15.25H	90	---	30	72	---	---	Dimmable. Additional chain 2996 NI.
<b>F</b>	3384	NI	(3) 100W (M)	---	22W x 25.5H	100	---	20	72	---	---	Additional chain 2996 NI.
<b>F</b>	3384	NIL16	(3) 9W (M)  	3000K, 80 CRI, 800 Lumens, 89 LPW	22W x 25.5H	100	---	20	72	---	---	Dimmable. Additional chain 2996 NI.
<b>G</b>	3482	NI	(1) 100W (M)	---	7W x 7.75H	47	90°	68	36	---	---	Additional stem 2997, 2999, 3036, 3048 NI.
<b>G</b>	3482	NIL16	(1) 9W (M)  	3000K, 80 CRI, 800 Lumens, 89 LPW	7W x 7.75H	47	90°	68	36	---	---	Dimmable. Additional stems 2999 NI.
<b>H</b>	5388	NI	(1) 100W (M)	---	7.25W x 7.75H	---	---	---	---	8.25	4.5	 May be installed with glass up or down.
<b>H</b>	5388	NIL16	(1) 9W (M)  	3000K, 80 CRI, 800 Lumens, 89 LPW	7.25W x 7.75H	---	---	---	---	8.25	4.5	 Dimmable. May be installed with glass up or down.

Measurements shown in inches. U.S. & Canada Patent Pending.